



SINDH RURAL SUPPORT ORGANIZATION

Expansion of Union Council Based Poverty Reduction Program through RSPs in District Jacobabad

Monthly Progress Report As of July, 2010



Table of Contents

Executive Summary	03
Project Area.....	04
Poverty Scorecard Survey.....	05
Social Mobilization.....	08
Capacity Building.....	08
Community Investment Fund (CIF)	08
Income Generating Grant (IGG).....	09
Monthly UC wise progress report.....	10
Achievement as of District as of July 2010.....	13
Delegates/Visitors/Meeting.....	14
Plan for the year 2010- 2011.....	17
Acronyms.....	18

Executive Summary:

The Union Council Based Poverty Reduction Programme (UCBPRP) is a pioneering and challenging initiative of the Government of Sindh, for reducing poverty by tapping into the potential of the people. The UCBPRP is being implemented by Sindh Rural Support Organization (SRSO) and was initiated on February 1, 2009 in two districts: Shikarpur and Kandhkot-Kashmore. Government monitored the project very closely and looking at its best results Government of Sindh decided the expansion of this project to four other Districts of Sindh namely Jacobabad, Tharparkar, Thatha and Badin. The UCBPRP aims at improving the quality of life of the rural communities, especially that of the poorest of the poor, through the conceptual package of social mobilization. This entails organizing rural communities into "organizations of the poor" at the community and village level. Social mobilization is the first step in removing some of the barriers that the poorest face. SRSO has adopted the same method of the Poverty Score Card which she used in two districts. The beauty of Poverty Score Card is that it categories entire Union Councils into different poverty bands (Bands are: 0-11 Extremely Poor, 12-18 Chronically Poor, 19-23 Transitory Poor, 24-100 Non Poor) making it easier to distinguish products for each band. Social Mobilization then starts by organizing the community at Para/Mohalla level into Community Organizations (COs) and at village level into Village Organizations (VOs). By having their own organizations, the communities will be able to present themselves in a unified manner and will have the ability to voice their development concerns to the relevant authorities. As of July, 2010 a total 14,920 households were organized into 970COs and 336VOs. There are a number of households who do not have the capacity to pay back even interest free loan/credit, but have the potential to perform and the desire to come out of the poverty trap. The Income Generating Grant has been designed for those households who can not payback. As of June and July, 2010 a total of Rs.208,000 had been disbursed among 21 poor women according to the PSC range 0-11.

Community Investment Fund/small loans enable extremely poor and chronically poor women to get rid of poverty. The CIF will be managed by the village women themselves, as they will be the ones who decide which poor women should receive a loan and at what flexible terms. As of July, 2010, the VOs received a total of Rs: 1, 467,000 in CIF funds. A total of 160 of the poorest women had been given CIF loans. The UCBPRP also includes a component whereby youth from extremely poor and chronically poor households will be identified and provided scholarships for receiving Vocational Trainings.

As of July 2010, 1000 participants were identified for vocational training in different trades.

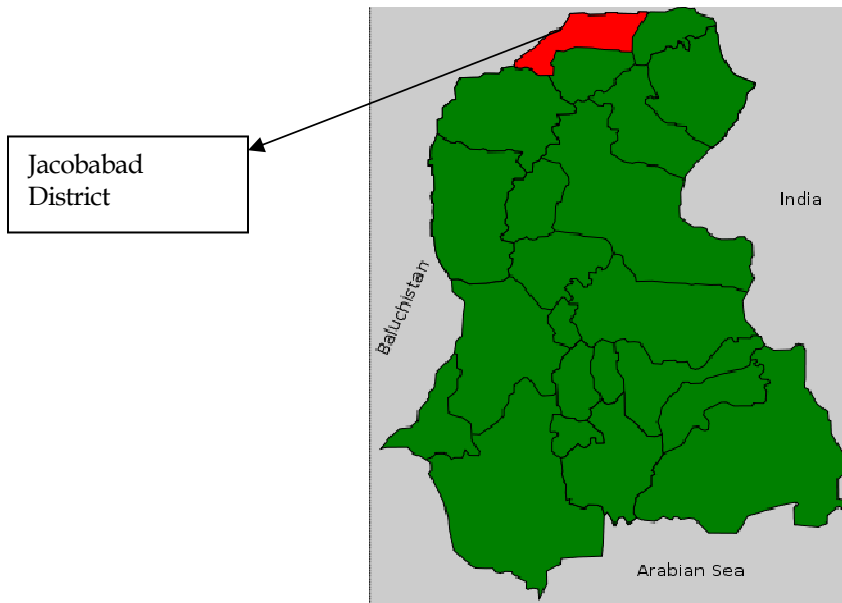
Project Area:

Jacobabad is the capital city of Jacobabad District, Sindh, Pakistan. The city is also the administrative centre of Jacobabad Taluka, an administrative subdivision of the district; the city is subdivided into 8 Union Councils and district is divided into Three tahsils and 40 Union councils. Jacobabad is located at 28°16'37.32"N 68°27'05.04"E. The city is crossed by the Pakistan Railways and many main roads of the province. Jacobabad is said to be one of the hottest cities in Pakistan. It was famous for consistently having the highest temperature in the Sub-Continent. During the month of June the thermometer ranges between 120° and 127°F (49 to 53°C). The town was founded on the site of the village of Khangarh in 1847 by General John Jacob, for many years commandant of the Sind Horse, who died here in 1858 and left a marvelous Victoria Tower in his remembrance in the heart of the city. Jacobabad is highly multicultural, with ethnic and tribal groups including Dashti, Pechuho, Banglani, Sunderani, Unar, Abro, Soomro, Khoso, Bhayo, Mangrio, Surhio, Jakhrani, Marri, Gabol, Jarwar and Brohi. The area is predominantly Muslim with Hindu and Christian minorities. An annual horse and cattle show is held in January.

Area and Population:

Jacobabad district shares northern border with Shikarpur and (recently constituted) Kashmore districts). Ghotki is located on the north-eastern side while Khairpur on the south. Jacobabad is also connected by road air with all major cities of Pakistan. According to the 1998 census it had a population of 1,425,572 of which 24.10% is urban.

(Source: District Government Jacobabad).



Poverty Scorecard Survey:

The Poverty Scorecard survey is being conducted to collect and analyze the required information in 29 Union Councils in Districts Jacobabad. However, in order to target particular groups for specific intervention, it is important to decide a cut-off and label the potential households with score falling in their respective categories. Based on World Bank guidelines and SRSO's experience of testing the scorecard in other districts, SRSO decided following cut-offs to identify people in different categories.

Poverty Bands:

As shown in table, the Poverty Scorecard has been split into 4 poverty bands

PSC Poverty Bands	Score Range
Extremely Poor/Destitute	0-11
Chronically Poor	12-18
Transitory Poor	19-23
Non-Poor	24-100

Poverty Score Card team has completed the survey of 27 rural UCs of the District out of 29 UCs. There is law and order situation in two UCs namely Nawara in Taluka Jacobabd and Tajo Khoso in Taluka Thull. The entry in MIS is going on and will complete in the month of July 2010.

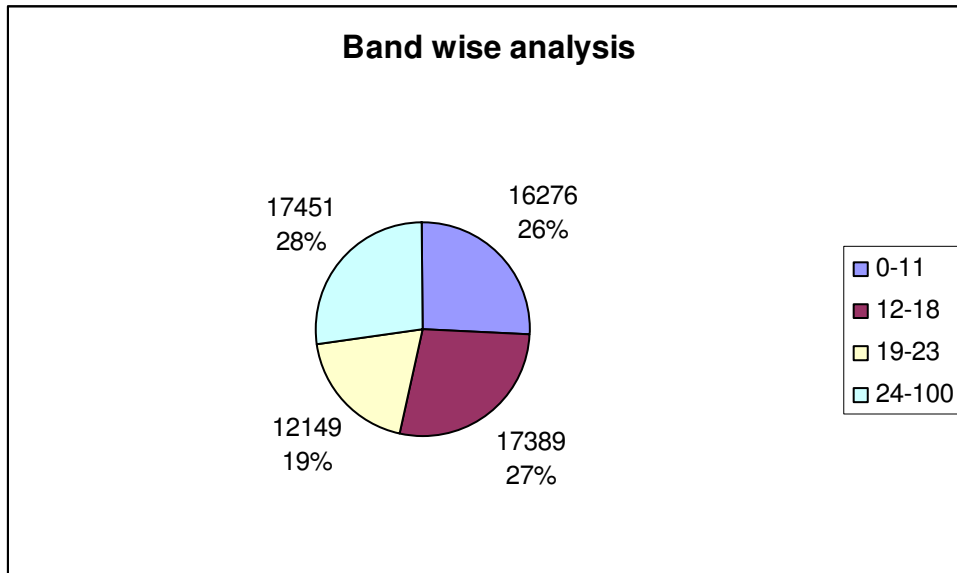
Results of PSC which are entered into data base are given below in the table.

Sindh Rural Support Organization

PSC Jacobabad 2010 UCs score range report with percentages

S#	Taluka		PSC MIS report-Score Range										
			Populatio n	HH Size	0-11	12-18	19-23	24-100	Total hhs	0-11	12-18	19-23	24-100
1	Jacobabad	Dashti	22077	8.27	584	792	485	807	2,668	21.9	29.7	18.2	30.2
2		Rind Wahi	19201	7.39	641	708	494	754	2,597	24.7	27.3	19.0	29.0
3		Ahmedpur	22153	7.71	786	754	520	814	2,874	27.3	26.2	18.1	28.3
4		Qadirpur	19589	7.44	726	747	540	620	2,633	27.6	28.4	20.5	23.5
5		Garhi Chand	17844		522	606	379	-	1,507	34.6	40.2	25.1	-
6		Ramzanpur	18297	7.15	774	721	464	600	2,559	30.2	28.2	18.1	23.4
7		Nawra											
8	Thull	Mubarakpur	19393	7.99	546	656	435	790	2,427	22.5	27.0	17.9	32.6
9		Balochabad	21411	8.71	707	653	413	686	2,459	28.8	26.6	16.8	27.9
10		Kareembux	22138	8.32	602	742	524	793	2,661	22.6	27.9	19.7	29.8
11		Dinpur	17816	7.22	513	682	466	807	2,468	20.8	27.6	18.9	32.7
12		Mirpurburiro	17159	7.68	421	560	426	828		18.8	25.1	19.1	37.0
13		Garhi Hassan	13689	7.34	443	516	352	555		23.7	27.7	18.9	29.7
14		Sherwah	19638	8.54	581	664	426	628		25.3	28.9	18.5	27.3
15		Ranjhapur	17761	8.01	631	645	403	538		28.5	29.1	18.2	24.3
16		Saido Kot	18881	7.77	737	627	455	610		30.3	25.8	18.7	25.1
17		Bachro	18783	8.08	609	599	410	706	2,324	26.2	25.8	17.6	30.4
18		Kot Jango	17564	7.67	627	630	411	621	2,289	27.4	27.5	18.0	27.1
19		Thull Nao	18251	8.55	609	518	379	628	2,134	28.5	24.3	17.8	29.4
20		Joungal			783	531	376	392	2,082	37.6	25.5	18.1	18.8
21		Logi			486	389	274	355	1,504	32.3	25.9	18.2	23.6
22		Misripur			502	530	363	557	1,952	25.7	27.2	18.6	28.5
23		Tajo Khoso							2,235				
24		Toj							1,866				
25	Garhi Khero	Allah Abad	17262	6.94	462	708	527	789	2,299	18.6	28.5	21.2	31.7
26		Miranpur	19214	7.52	641	699	535	679	2,217	25.1	27.4	20.9	26.6
27		Khuda abad	21365	7.70	604	792	647	732	2,429	21.8	28.5	23.3	26.4
28		Allan pur	17589	6.78	629	738	570	659	2,596	24.2	28.4	22.0	25.4
29		Muhammed Pur	19290	7.98	681	656	474	607	2,418	28.2	27.1	19.6	25.1
30		Garhi Khero	17467	7.76	429	526	401	896	2,252	19.0	23.4	17.8	39.8
	Distict Jacobabad		453,832	7.8	16,276	17,389	12,149	17,41	63,265	25.7	27.5	19.2	27.6

Analysis of Poverty Score Card Survey:



Social Mobilization:

The Union Council Based Poverty Reduction Programme (UCBPRP) has been using the social mobilization approach to organize rural communities in order to provide the poorest with essential products, while at the same time building their capacities to plan and work as a whole. Following table depicts SMU wise achievement of social mobilization for the month of June 2010.

Capacity Building:

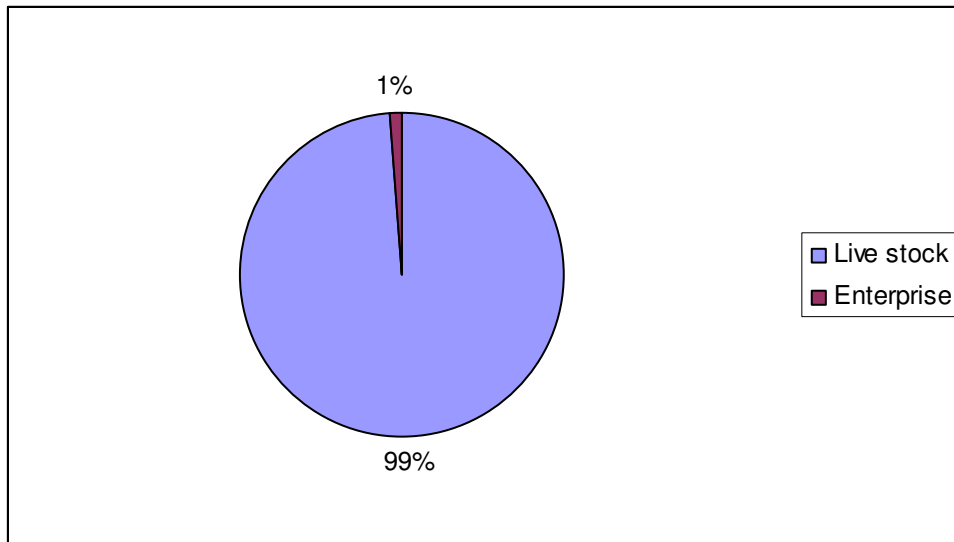
Investment in human capacities for harnessing the competence of local people is the primary objective of the program and believes in the potential and strength of community, therefore, it does focus on the capacity building of the targeted communities. Keeping in view, the program has drawn socially and culturally accepted training modules through which other intervention packages offered by the program would help the communities in creating sustainable solution to their problems and equip them with management skills and better understanding of the program so that they could build-up and efficiently run their institution at their own and obtain utmost advantage out of it. Moreover, for the sake of experience sharing, conferences and exposure visits would also be arranged for the members. The under mentioned table shows progress for the month June 2010:

Community Investment Fund (CIF) :

The SRSO through this program, decided to focus and organize only women. Therefore as an added precaution, SRSO has ensured that the primary beneficiaries of the UCBPRP are truly the most deserving in each of the targeted poor households, i.e. the women. In order to effectively and efficiently reach out to women and the poorest segments of the rural community, the Community Investment Fund (CIF) is an intervention through which the beneficiaries are provided access to flexible and interest free revolving loan/fund aimed at creating opportunities for self employment, small enterprise development, growth, and ultimately poverty reduction. The approach is designed to strengthen the local institutions at community/village level and build their own sustainable financial institutions that effectively reach the underserved poor. It is also expected that the initiative will create opportunities for the poorest clients, without collateral, to access small loans at lower cost and with fewer delinquencies. In addition to the economic benefits, the initiative will form an ideal context for learning and mutual support among

members. As they are being trained to resolve and take action against social problems in their community. The impact of this Initiative is on a broader scale and would be unlocking the possibilities for many other economic empowerment programs. In the reporting month, team has disbursed Rs. 3,489,000 to 382 poor female beneficiaries.

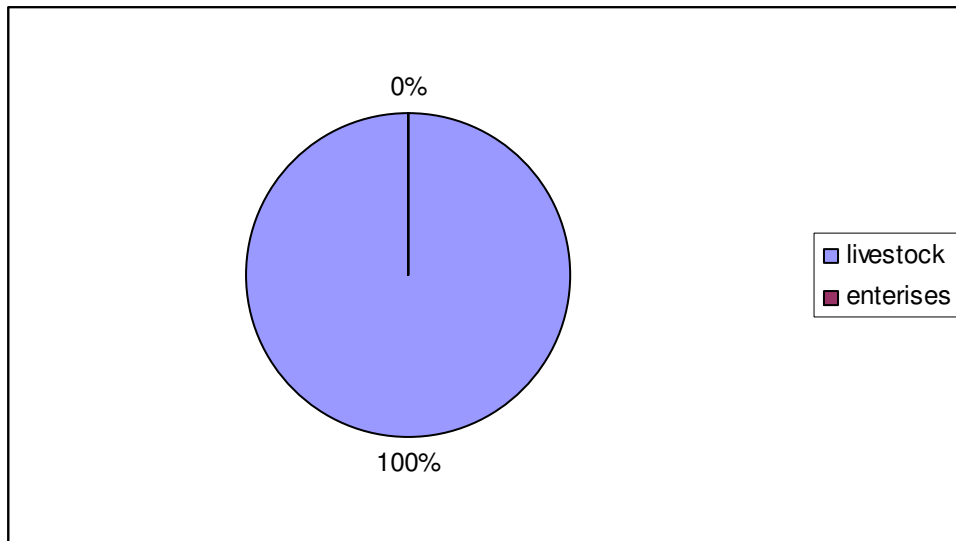
Analysis of CIF trade:



Income Generating Grant (IGG):

There are a number of households who do not have the capacity to pay back even interest free loan/credit, but have the potential to perform and the desire to come out of the poverty trap. The Income Generating Grant has been designed for those households who can not payback. As of June, 2010 a total of Rs.198000 had been disbursed among 20 poor women according to the PSC range 0-11

Analysis of IGG Trade:



Monthly Progress Report UC wise for the month of July 10:

S#	Union Council	No. of HHs Organized					No. of CO Formed	No. of VO formed	No. of House holds given IGG	No. of House holds given CIF		No. of Households given VTP Trainings		No. of DWSS - CPI		No. of village Model Schemes		No of LCHS		CO Training		VO Trainings	
		0-11	12-18'	19-23	24-100	Total				0-11	12-18'	0-11	12-18'	Initiated	Completed	Initiated	Completed	Initiated	Completed	CMST & Book Keeping	CIF Need Identification & Book	Manageril Skills, Book Keeping and Planning	Book Keeping
	District Jacobabad																						
	SMU Ghari Khairo																						
1	ALLAH ABAD	266	291	361	119	1,037	86	43	-	-	-	-	-	-	-	-	-	14	-	22	22	49	50
2	ALLANPUR	-	-	-	-	-	-	-	-	-	-	-	-	-	-	-	-	-	-	-	-	-	-
3	KHUDA ABAD	-	-	-	-	-	-	-	-	-	-	-	-	-	-	-	-	-	-	-	-	-	-
4	MIRANPUR	205	189	216	524	1,134	94	47	-	-	-	-	-	-	-	-	-	-	-	-	-	-	-
	Sub Total	471	480	577	643	2,171	180	90	-	-	-	-	-	-	-	-	-	14	-	22	22	49	50
	SMU Sheeranpur				643																		
5	MUHAMMADPUR	-	-	-	-	-	-	-	-	-	-	-	-	-	-	-	-	-	-	-	-	-	-
6	NAWRA	-	-	-	-	-	-	-	-	-	-	-	-	-	-	-	-	-	-	-	-	-	-
7	QADIRPUR	-	-	-	-	-	-	-	-	-	-	-	-	-	-	-	-	-	-	-	-	-	-
8	RAMZANPUR	825	455	520	588	2,388	159	44	-	-	-	-	-	-	-	-	-	-	-	100	100	100	45
	Sub Total	825	455	520	588	2,388	159	44	-	-	-	-	-	-	-	-	-	45	-	100	100	100	45
	SMU Jacobabad																						
9	AHMEDPUR	403	369	262	644	1,678	97	34	5	74	114	308	250	-	-	-	-	5	-	70	45	-	20
10	DASTI	-	-	-	-	-	-	-	-	-	-	-	-	-	-	-	-	-	-	-	-	-	-
11	GARHI CHAND	328	250	187	243	1,008	68	18	-	-	-	-	-	-	-	-	-	-	-	-	-	-	-
12	RINDWAHI	-	-	-	-	-	-	-	-	-	-	-	-	-	-	-	-	-	-	-	-	-	-
13	BALOCHABAD	-	-	-	-	-	-	-	-	-	-	-	-	-	-	-	-	-	-	-	-	-	-
14	KARIM BUX	-	-	-	-	-	-	-	-	-	-	-	-	-	-	-	-	-	-	-	-	-	-
	Sub Total	731	619	449	887	2,686	165	52	5	74	114	308	250	-	-	-	-	5	-	70	45	-	20
	SMU Mirpur																						

15	JOUNGLE	-	-	-	-	-	-	-	-	-	-	-	-	-	-	-	-	-	-	-	-	
16	MIRPUR BURIRRO	6	4	6	7	23	1	6	4	80	-	-	-	-	-	-	52	47	25	24	20	40
17	MUBARAKPUR	307	315	198	349	1,169	72	20	3	79	-	-	-	-	-	-	-	-	10	10	20	-
18	RANJHANPUR	137	144	108	145	1,324	74	6	-	-	-	-	-	-	-	-	-	-	-	-	-	-
19	TOJ	-	-	-	-	-	-	-	-	-	-	-	-	-	-	-	-	-	-	-	-	-
	Sub Total	450	463	312	501	2,516	147	32	7	159	-	-	-	-	-	-	52	47	35	34	40	40
	SMU Garhi Hassan																					
20	GARHI HASSAN	-	-	-	-	-	-	-	5	42	33	-	-	-	-	-	-	-	10	10	10	-
21	KOT JANGO	627	633	409	653	2,322	155	40	2	46	54	-	-	-	-	-	-	-	30	30	10	20
22	LOGI	-	-	-	-	-	-	-	-	-	-	-	-	-	-	-	-	-	-	-	-	-
23	MISRIPUR	62	42	40	60	204	13	3	-	-	-	-	-	-	-	-	-	-	-	-	-	-
24	TAJO KHOSO	-	-	-	-	-	-	-	-	-	-	-	-	-	-	-	-	-	-	-	-	-
	Sub Total	689	675	449	713	2,526	168	43	7	88	87	-	-	-	-	-	-	-	40	40	20	20
	SMU Thull																					
25	BACHRO	346	344	232	426	1348	79	42	-	-	-	-	-	-	-	-	-	-	62	62	24	37
26	DINPUR	-	-	-	-	-	-	-	-	-	-	-	-	-	-	-	-	-	40	40	19	23
27	SAIDO KOT	-	-	-	-	-	-	-	-	-	-	-	-	-	-	-	-	-	-	-	-	-
28	SHERWAH	286	225	357	417	1,285	72	33	-	-	-	-	-	-	-	-	-	-	-	-	-	-
29	THULL NAO	-	-	-	-	-	-	-	-	-	-	-	-	-	-	-	-	-	-	-	-	-
	Sub Total	632	569	589	843	2,633	151	75	-	-	-	-	-	-	-	-	-	-	102	102	43	60
	District Sub Total	3,798	3,261	2,896	4,175	14,920	970	336	19	321	201	308	250	-	-	-	116	47	369	343	252	235

Monthly Progress for the Month of July 2010

S#	Activity	Achievement as of June 2010	Target of July 2010	Achievement of July 2010	% of Achievement in July	Cumulative Achievement
1	PSC	27		0	0	27
2	HHs to be Organized	9,127	5392	14920	276.7	24047
3	COs to be Formed	588	476	970	203.6	1558
4	VOs to be formed	212	82	336	408.1	548
5	Households to be given IGG @ Rs. 20000/ per household	20	110	1	0.9	21
6	Households (0-11) to be given CIF @ Rs. 20000/ per household through VOs	162	187	70	37.4	232
7	Households (12-18) to be given CIF @ Rs. 25000/ per household through VOs	220	499	90	18.0	310
8	Households (0-11) to be given Scholarship for Vocational Training @ Rs. 17500/ per household	0	51	0	0.0	0
9	Households (12-18) to be given Scholarship for Vocational Training @ Rs. 17500/ per household	0	264	0	0.0	0
10	Villages to be given drinking water supply schemes as CPI @ Rs. 250000/- per scheme	0	15	0	0.0	0
11	Households provided Micro Health Insurance Family package as a social safety net	0	8614	0	0.0	0
12	CMST of community organizations	246	390	369	94.7	615
13	CIF need identification and book-keeping for COs	246	390	343	88.0	589
14	Management and Planning Training of VOs	180	185	252	136.2	432
15	CIF Book-keeping and CO Account auditing training for VOs	109	191	235	123.1	344
16	CIF Appraisal and monitoring for Vos	0	200	110	55.0	110
17	Manager-Activist Exposure visit for Vos	0	25	0	0.0	0
18	Manager-Activist Conferences for Vos	0	560	0	0.0	0
19	VO Members- Training of Teachers	0	33	0	0.0	0
20	VO Members Productivity Enhancement Training (Livestock, Fisheries, Agri, Enterprise Dev)	0	50	0	0.0	0
21	VO members - Training of TBAs	0	67	0	0.0	0
22	Low Cost Housing Scheme	0	88	104	117.7	104

General Progress:

Meeting with District Coordination Officer (DCO) Jacobabad:

Meeting with Mr, Kazim Jatoi, District Coordination Officer (DCO) , District Jacobabad was held at his office on July 8, 2010 at 10:30 am

Participants:

Mr. Kazim Ali Jatoi	District Coordination Officer (DCO)
Mr. Abdul Hameed Bullo	Regional General Manager (RGM)
Mr. Abdul Samad Phulpoto	District Manager (DM)
Mr. Abdul Waheed Mallah	District MER Officer
Ms. Farazana	Unit In charge SMU Jacobabad

Agenda of the Meeting:

The Agenda of the meeting was to brief the DCO regarding the UCBPR Project, its scope and its methodology.

DCO welcome the SRSO team and meeting started with the introduction of SRSO team with DCO. Mr. Abdul Samad Phulpoto (DM) started briefing of SRSO and UCPBRP, that how this



project was initiated with the support of Government of Sindh in two districts Shikarpur and Kashomor Khandhkot and how Government of Sindh expand this project to two other Districts Jacobabad and Tharparkar.

DCO was taking great interest in the briefing and asking questions regarding the project.

When DM shared that there is 70% poverty in the rural UCs of the district according to PSC, DCO asked why SRSO is not doing PSC in urban areas? Either it is the decision of SRSO or Sindh

Government. DM replied that it is the sole decision of GoS. Regarding poverty in the district which is 70% DCO asked the reasons behind this poverty and also demanded this all should be conveyed to him in an official letter so he could share it with finance department. DM shared that in rural areas landowner is one or two families in Deh and majority of population which belongs to agriculture doesn't have their own land which affects the

score of poverty, education, family size and number of rooms of a house also changes the poverty band.

Regarding the low cost housing DCO showed his concern that 60,000/ is not sufficient amount to build two room house. DM shared with DCO the experience of District Shikarpur and Kashmore Kandkot, where in same project houses have been built with the same amount. Continuing the briefing DM also explained the Micro Health Insurance for poor. DCO agreed that poor people spends major share of its income on health if any one from the family becomes victim of any disease. DCO also asked the about cover of insured family and about the panel hospital which DM explained him in details. DM shared that if any family member admits in any hospital which is not on panel, on submitting the bill he/ she will gets the reimbursement of amount which he/ she has spent on treatment. DCO sb appreciated the health insurance system.



Regarding the outreach of SRSO, DCO sb asked if he randomly visits the villages any where in the district would he find CO/ VO in every village as a representative of SRSO? DM assured him that SRSO team has organized 212 Villages in which 9127 house hold has been organized just in one month of June 2010, so he can find CO/ VO in these organized villages. DM also assured him that he can find the PSC survey slip in each village of 27 rural UCs.

DM then briefed DCO sb about the process and practices of IGG and CIF. DCO Sb warned the DM that people of the district are very much sharp in the getting the loans and grant, so SRSO team should be very careful other wise village head will hijack the amounts of IGG and CIF. DCO sb also asked the DM the return rate of CIF in two districts Shikarpur and Kashmore Khandhkot. DM told him that it is more than 95%.

DM also briefed him about the Vocation Training in the district, which will support the community in increasing their income.

General Decisions regarding the Project:



Mr. Abdul Hameed Bullo (RGM) and Mr. Abdul Samad Phulopoto (DM) Shared with DCO that there are two UCs namely Nawara and Tajo Khoso, which could not be covered in PSC due to law and order situation, he assured that he will support and will conduct meeting with DPO in this regard as no UC even a single village should remain from getting benefit from this project.

To develop close coordination with each other DCO nominated Mr.Munawar Mithani EDO, Community Development

Department (CDD) as focal person of the district for this project and fixed the date 10th of every month to share the progress as well issues if any in this project

Hard copies of IGG and CIF will be provided to EDO CDD for randomly verification by DCO.

Taluka wise poverty should be analyze and share with DCO Sb.

Comparison of poverty between the Jacobabad and other UCBPRP District to find out the grey area in Jacobabad District. DCO sb shared that as there is no (revrine) kutcha areas like shikarpur and Kashmore khandh kot so why povery is much higher in this district.

DCO Sb ask for support from SRSO for survey of Schools.

DCO Sb suggested that progress, visitors or other events should be shared with him on his email which is kazimjatoi@hotmail.com

DCO Sb assured his full coordination and support to make this project more productive.

Annual Planning:

Given below table shows the annual target for the year 2010-2011. in this planning backlog of previous year is also included.

S#	Activity	2009-2010	Programme Planning Year 2010 - 2011				
			Qtr 1	Qtr 2	Qtr 3	Qtr 4	Total Qtr 2010-2011
1	PSC	29					
2	HHs to be Organized	29,532	11,075	11,075	11,075	11,075	44,298
3	COs to be Formed	1,969	738	738	738	738	2,953
4	VOs to be formed	480	180	180	180	180	720
5	Households to be given IGG @ Rs. 20000/ per household	550	197	197	197	197	786
6	Households (0-11) to be given CIF @ Rs. 20000/ per household through VOs	991	354	354	354	354	1,415
7	Households (12-18) to be given CIF @ Rs. 25000/ per household through VOs	2,555	913	913	913	913	3,650
8	Households (0-11) to be given Scholarship for Vocational Training @ Rs. 17500/ per household	283	83	83	83	83	330
9	Households (12-18) to be given Scholarship for Vocational Training @ Rs. 17500/ per household	1,460	426	426	426	426	1,703
10	Villages to be given drinking water supply schemes as CPI @ Rs. 250000/- per scheme	74	26	26	26	26	105
11	Households provided Micro Health Insurance Family package as a social safety net	29,532	18,458	18,458	18,458	18,458	73,830
12	CMST of community organizations	1,969	738	738	738	738	2,953
13	CIF need identification and book-keeping for COs	1,969	738	738	738	738	2,953
14	Management and Planning Training of VOs	960	360	360	360	360	1,440
15	CIF Book-keeping and CO Account auditing training for VOs	960	360	360	360	360	1,440
16	CIF Appraisal and monitoring for Vos	960	360	360	360	360	1,440
17	Manager-Activist Exposure visit for Vos	120	45	45	45	45	180
18	Manager-Activist Conferences for Vos	1,920	1,200	1,200	1,200	1,200	4,800
19	VO Members- Training of Teachers	200	50	50	50	50	200
20	VO Members Productivity Enhancement Training (Livestock, Fisheries, Agri, Enterprise Dev)	300	75	75	75	75	300
21	VO members - Training of TBAs	400	100	100	100	100	400
22	Low Cost Housing Scheme	60	250	250	250	250	1,060

Acronyms:

•	AKRSP	Aga Khan Rural Support Program
•	CIF	Community Investment Fund
•	CO	Community Organization
•	CPI	Community Physical Infrastructure
•	HRD	Human Resource Development
•	HHs	House Holds
•	IGG	Income generating grant
•	MIS	Management Information System
•	M & E	Monitoring and Evaluation
•	Pax	Participants
•	PIU	Project Implementation Unit
•	PSC	Poverty Score Card
•	R & D	Research and Development
•	RSPs	Rural Support Programs
•	RSPN	Rural Support Program Network
•	SM	Social Mobilization
•	SMT	Social Mobilization Team
•	SMU	Social Mobilization Unit
•	SRSO	Sindh Rural Support Organization
•	TNA	Training needs Assessment
•	TNI	Training needs identification
•	UC	Union Council
•	VO	Village Organization